

Ordenamiento territorial y gobernanza digital

Twitter, Big Data y el debate de la reserva van der Hammen

Chaux, Francisco¹ Feged, Alejandro² Coral, Horacio²

¹Facultad de Economía
Universidad del Rosario

²Ciencia Política y Relaciones Internacionales
Universidad del Rosario

Bogotá, 2013

Contenido

Contexto

Reserva Van der Hammen
Contexto Teórico

Métodos

Big data
Redes
Minería de textos

Resultados

Redes
Minería de textos

Discusión

Contenido

Contexto

Reserva Van der Hammen

Contexto Teórico

Métodos

Big data

Redes

Minería de textos

Resultados

Redes

Minería de textos

Discusión



Figura: Reserva Van der Hammen. Fotografía de Diana Wiesner

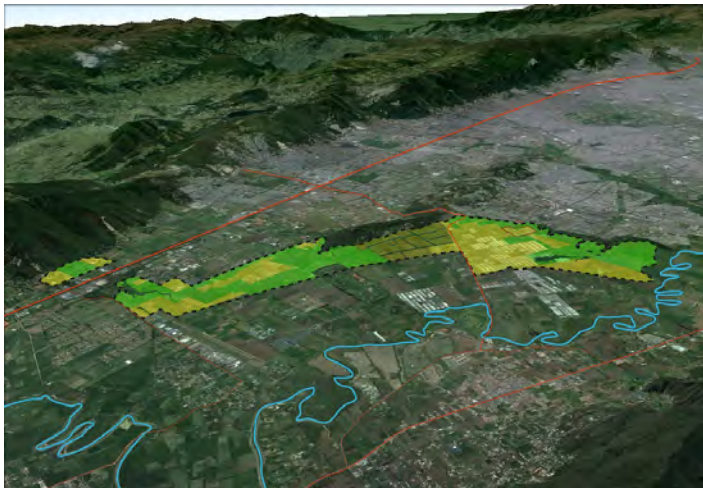


Figura: Reserva Van der Hammen. Fotografía de Diana Wiesner

BOGOTÁ

Las claves para entender la discusión sobre la reserva Van der Hammen

El Distrito quiere construir viviendas allí, mientras que ambientalistas critican el proyecto.

Por JOSÉ DANI PUEENTES RAMOS |

7:20 a.m. | 13 de febrero de 2016



Foto: Archivo / EL TIEMPO

La reserva está ubicada entre las localidades de Usaquén y Suba, al norte de Bogotá. Su ext...



1

COMPARTIDOS

PUBLICIDAD



Inicio | UN Periódico | Bogotá | Septiembre 23, 2016 17:40:55 | Mapa del sitio



UN Periódico



Buscar

English         

Medio Ambiente



La reserva promueve la diversidad de especies y conecta los ecosistemas comprendidos entre los cerros orientales y el río Bogotá. foto: Nicolás Bojaca/Unimedios



El soporte científico de la reserva van der Hammen que ignora el alcalde

Mar. 12 de 2016

Por: M. Gonzalo Andrade C., profesor asociado, Instituto de Ciencias Naturales - Universidad Nacional de Colombia

Desde el mismo día de su posesión, el alcalde Enrique Peñalosa ha manifestado que la reserva es un potrero lleno de vacas, con zonas de invernaderos, colegios, cementerios y no hay estudios científicos que soporten la declaratoria de la reserva. ¿Desconocimiento u oídos sordos? Una breve cronología científica da cuenta del riesgo de edificar sobre este patrimonio ambiental.

Número Actual



Descargar en PDF 

Versión en Flash 

Índice temático 

The Forgotten Rurality: The Case for Participatory Management in Bogotá and its Surrounding Countryside

Diana Wiesner, Bogotá,
July 12, 2016



Many voices. Greener cities. Better cities.



About the Writer:
Diana Wiesner

En español aquí.

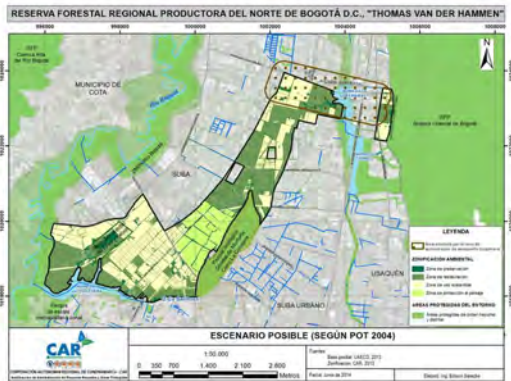
We often think of the city and the country as separate, and that development planning and urban sustainability ends at the city boundary. But this isn't true—in a planning and sustainability sense, the city and the surrounding rural areas are deeply linked. With this in mind, I would like to discuss a plan for the sustainable coexistence of a section of forgotten rurality near the megacity of Bogotá, Colombia, and how a civic response is being made to draw attention to the issues involved.

Bogotá's metropolitan land area is | **Safeguarding a section of**

40 Comments
Join our conversation



Figura 7. 1. Escenario posible.



Contenido

Contexto

Reserva Van der Hammen

Contexto Teórico

Métodos

Big data

Redes

Minería de textos

Resultados

Redes

Minería de textos

Discusión

4. Research Topics

Digital government 2.0 faces many research challenges, such as

- How to analyze the immense data collected through crowd participation to be appropriately used for policy making;
- How to search and share the abundant data and essentials for collaborative government tasks;
- How to apply social media as an innovative solution for governments;
- How to measure the behaviors and patterns of social media uses and what kind of values government can draw from them
- How to facilitate citizen engagement in online debates for e-democracy
- How to integrate data from different sources without endangering privacy, and how to manage identity where social Web data can be linked easily
- What are the interoperability issues in Government 2.0 and how to design the interoperability capabilities in Government 2.0
- Whether the Web 2.0 signature, i.e., wisdom of the crowds, can be simulated to facilitate the collaborative service delivery
- How to alleviate the problem of “noisy” data and extract the high quality data from the mass participation and content production.

4. Research Topics

Digital government 2.0 faces many research challenges, such as

- How to analyze the immense data collected through crowd participation to be appropriately used for policy making;
- How to search and share the abundant data and essentials for collaborative government tasks;
- How to apply social media as an innovative solution for governments;
- How to measure the behaviors and patterns of social media uses and what kind of values government can draw from them
- How to facilitate citizen engagement in online debates for e-democracy
- How to integrate data from different sources without endangering privacy, and how to manage identity where social Web data can be linked easily
- What are the interoperability issues in Government 2.0 and how to design the interoperability capabilities in Government 2.0
- Whether the Web 2.0 signature, i.e., wisdom of the crowds, can be simulated to facilitate the collaborative service delivery
- How to alleviate the problem of "noisy" data and extract the high quality data from the mass participation and content production.

Adm. Sci. **2012**, 2, 148-161; doi:10.3390/admsci2020148

OPEN ACCESS

*administrative
sciences*

ISSN 2076-3387

www.mdpi.com/journal/admsci

Article

A Review of Social Media Use in E-Government

Michael J. Magro

Byrd School of Business, Shenandoah University, 1460 University Drive, Winchester, VA 22601, USA; E-Mail: mmagro@su.edu

Received: 1 December 2011; in revised form: 18 March 2012 / Accepted: 19 March 2012 /

Published: 10 April 2012

Gobierno 2.0:Magro 2012

Table 1. Articles by year with key themes.

TIME PERIOD	KEY THEMES	EXAMPLES OF REPRESENTATIVE ARTICLES
2007–2008	Digital Divide as a barrier	Couldry 2007 [7]; Shi 2007 [8]; Shin 2007 [9]; Carter & Weerakkody 2008 [10]
	Citizen Trust	Chang & Kannon 2008 [11]; Belanger & Carter 2008 [12]; Kolsaker & Lee-Kelley 2008 [13]
	Case Studies (Experimentation)	Breindl & Francq 2008 [14]; Klein 2008 [15]; Heeks & Stanforth 2007 [16]; Best & Kumar 2008 [17]; Osimo 2008 [2]; Zappen <i>et al.</i> 2008 [18]; Gibson 2008 [3]; Kes-Erkel & Erkel 2009 [4]; Chan <i>et al.</i> 2008 [19]
2009	Identifying Key Issues	Alonso <i>et al.</i> 2009 [20]; Freeman & Loo 2009 [21]; Alshawi & Alalwani 2009 [22]; Verdegem & Verleye 2009 [23]; Lean <i>et al.</i> 2009 [24]
	Need for Strategy/Policy	Park & Cho 2009 [25]; Fitch 2009 [26]; Bekkers 2009 [27]; Misuraca 2009 [28]
2010	Participation/Digital Divide	Bertot <i>et al.</i> 2010 [6]; Ferro <i>et al.</i> 2010 [29]; Ochura-Muganda & Van Belle 2010 [30]; Bonson <i>et al.</i> 2010 [31]; Millard 2010 [32]
	Prescriptions for Success	Ferro <i>et al.</i> 2010 [29]; Ostling 2010 [33]; Parvcek & Sachs 2010 [34]; Dadashzadeh 2010 [35]; Dunleavy & Margetts 2010 [36]; Hrdinova <i>et al.</i> 2010 [37]; Taylor-Smith & Lindner 2010 [38]
	Case Studies (Success)	Bianchi & Cottica 2010 [39]; Jaeger & Bertot 2010 [40]; Chun <i>et al.</i> 2010 [41]; Huang <i>et al.</i> 2010 [42]; Jaeger <i>et al.</i> 2010 [43]
2011	Tools of Change	Mourtada <i>et al.</i> 2011 [44]; Ngak 2011 [45]; Shirky 2011 [46]; Ghannam 2011 [47]; Harb 2011 [48]; Mergel 2011 [49]
	Disaster Management	Yates & Paquette 2011 [50]; Nakki <i>et al.</i> 2011 [51]; Queensland Police Service 2011 [52]; Hariche <i>et al.</i> 2011 [53]; Crowe 2011 [54]
	Prescription for Strategy & Policy	Hellman 2011 [55]; Charalabis & Loukis 2011 [56]; Verdegem 2011 [57]; Lampe <i>et al.</i> 2011 [58]; Menamara 2011 [59]; Mergel 2011 [49]; Njuru 2011 [60]

Contenido

Contexto

Reserva Van der Hammen

Contexto Teórico

Métodos

Big data

Redes

Minería de textos

Resultados

Redes

Minería de textos

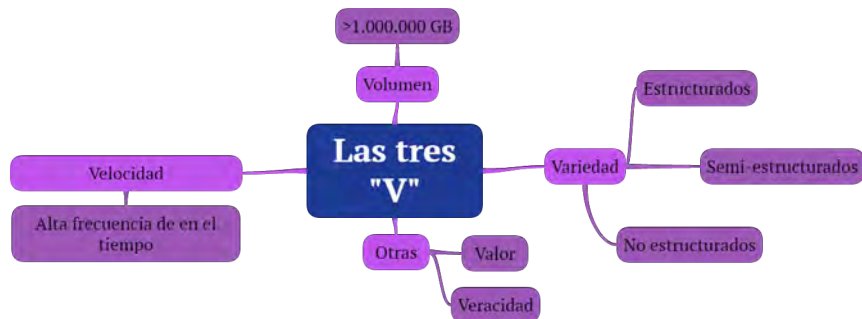
Discusión

Big data



Figura: Generación de datos por internet en 17 segundos. Fuente: <http://pennystocks.la/internet-in-real-time/>

Big data



Contenido

Contexto

Reserva Van der Hammen

Contexto Teórico

Métodos

Big data

Redes

Minería de textos

Resultados

Redes

Minería de textos

Discusión

Teoría de redes

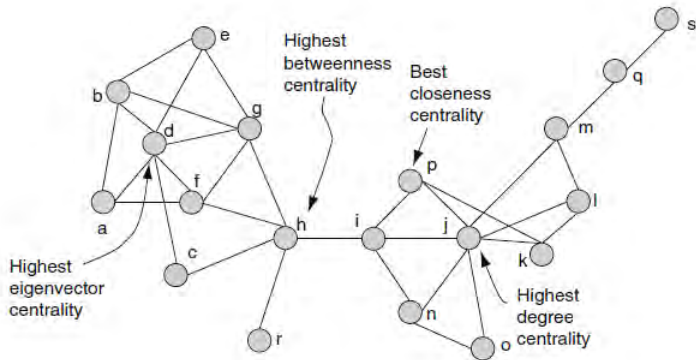


Figura: Diversas medidas de centralidad en una red. Fuente: Ortiz-Arroyo (2010, p. 30).

Contenido

Contexto

Reserva Van der Hammen

Contexto Teórico

Métodos

Big data

Redes

Minería de textos

Resultados

Redes

Minería de textos

Discusión

Minería de textos

- ▶ La minería de textos (o analítica de textos) aplica métodos estadísticos para analizar textos de medios sociales, libros, periódicos, correos electrónicos, etc.
- ▶ De forma similar a como los humanos aprenden leyendo, pero con algoritmos automatizados que pueden procesar mayores cantidades que las personas.

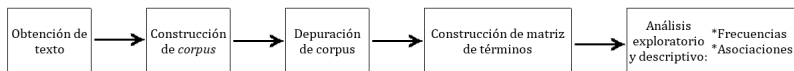


Figura: Procedimiento básico de minería de textos

Contenido

Contexto

Reserva Van der Hammen

Contexto Teórico

Métodos

Big data

Redes

Minería de textos


Resultados

Redes


Minería de textos

Discusión


Redes



Redes




Redes




Redes




Redes




Redes




Redes




Redes



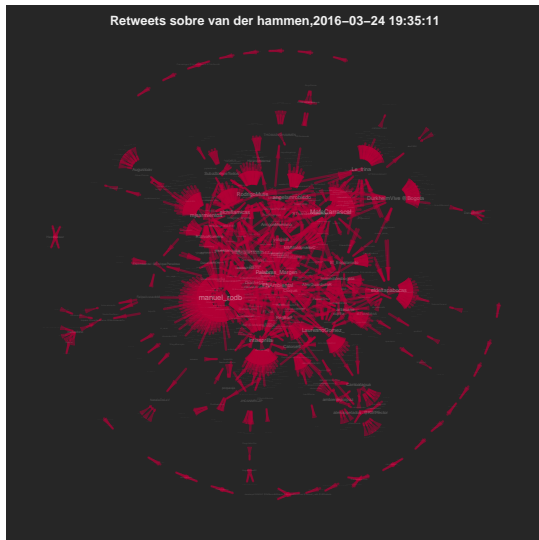
Redes




Redes




Redes



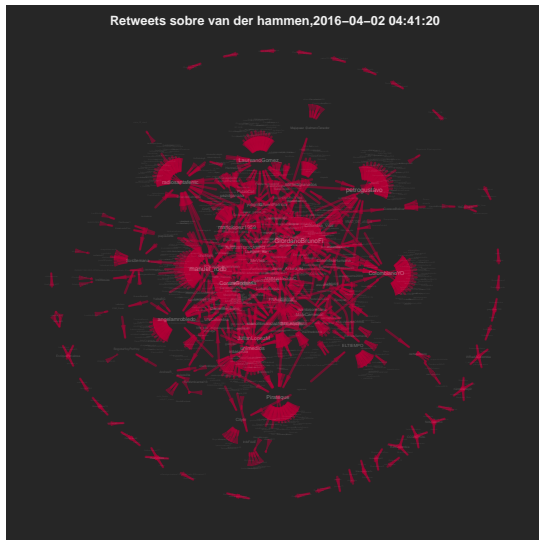
Redes




Redes



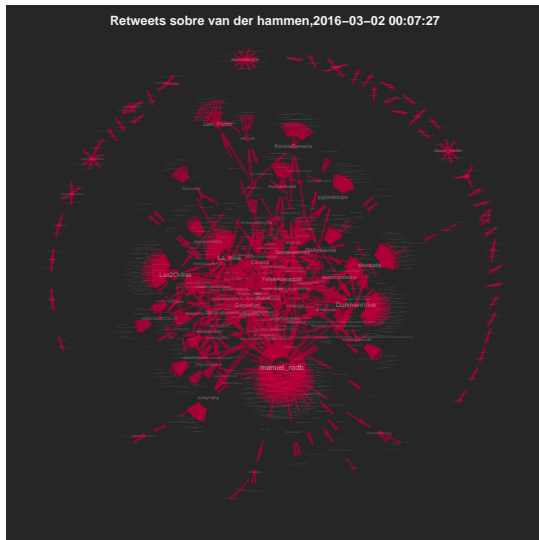
Redes



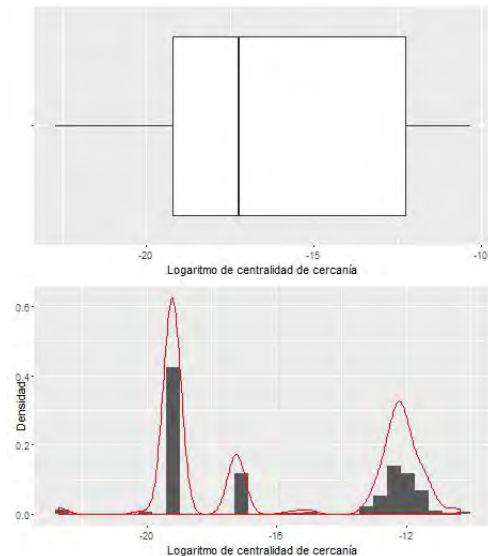
Redes



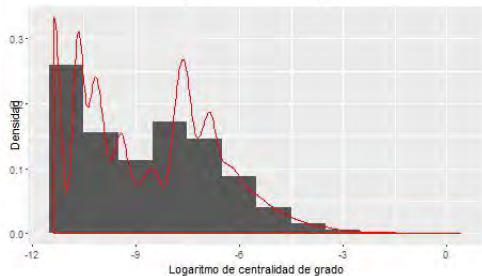
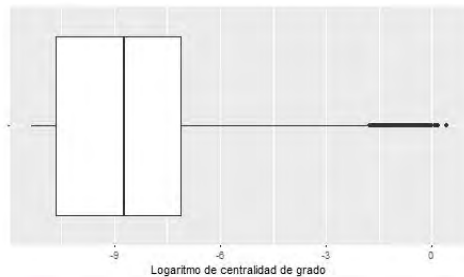
Redes



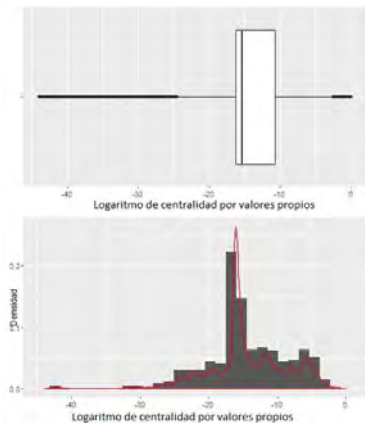
Redes-Medidas



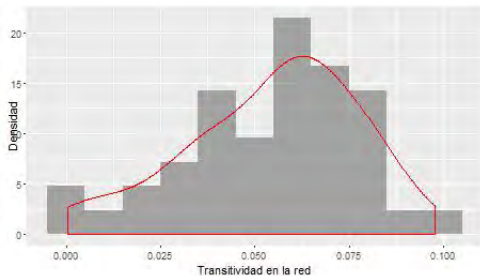
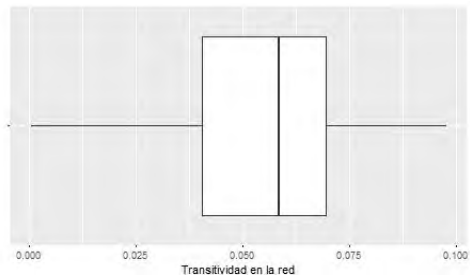
Redes-Medidas



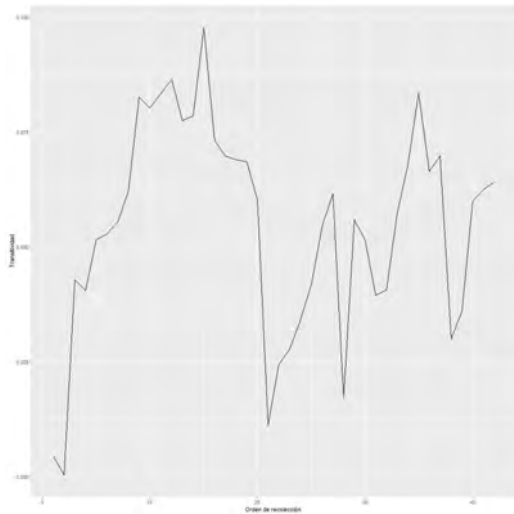
Redes-Medidas



Redes-Medidas



Redes-Medidas



Contenido

Contexto

Reserva Van der Hammen

Contexto Teórico

Métodos

Big data

Redes

Minería de textos

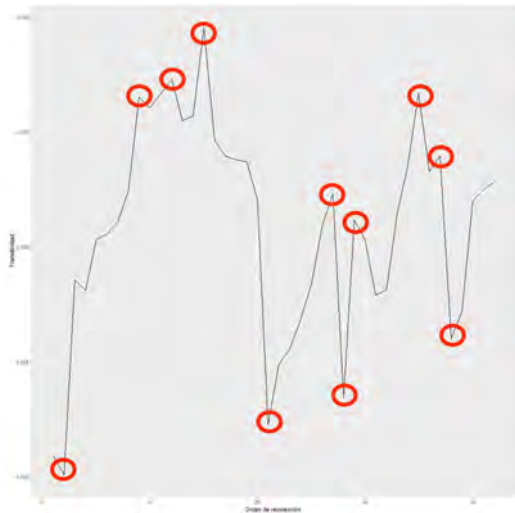
Resultados

Redes

Minería de textos

Discusión

Transitividad de red en el tiempo



Minería de texto-Máximos de transitividad

hammen
demuestran
httpstcok8jdvhbehd
odos ignora
aguas der clave
reserva alcalde credito
soporte
cientfico estudios
desconocimiento

Minería de texto-Mínimos de transitividad



A word cloud visualization showing the most frequent words from a text mining process. The words are arranged in a roughly circular shape, with the largest word being 'hammen'. Other prominent words include 'der', 'take', 'not', 'barbara', 'arte', 'thomas', 'for', 'preserva', 'santos', and 'granted'.

not barbara
take
der arte
hammen
thomas for
preserva
santos
granted

Discusión

Minería vs. métrica de red

La presencia de actores dominantes distorsiona la dinámica general del debate.

Análisis en máximos de transitividad

Cuando la transitividad es más alta, predomina la argumentación científica.

Referencias

-  Chun, S. A., Shulman, S., Sandoval, R., Hovy
Government 2.0: Making connections between citizens, data
and government.
Information Polity, 15.1 (2010)
-  Magro, M. J. (2012).
A review of social media use in e-government.
Administrative Sciences, 2(2), 148-161.
-  Ortiz-Arroyo, D. (2010).
Discovering sets of key players in social networks.
Computational social network analysis, 27–47, Springer